

OptiVantage[®]

Multi-use

UNCOMPROMISED EFFICIENCY & PATIENT SAFETY

Guerbet | 

 COMMITTED










FOR THE PATIENT

SAFETY





Contrast media injectors are widely employed in radiology procedures and have become a necessity for optimal imaging. Today's injectors are easily operated both at the bedside and remotely, and are optimized to adapt to the latest examination protocols. An optimal injector should enable swift and comfortable changes between patients in addition to saving time and money and being user friendly.

OUR MAIN PRIORITY IS TO IMPROVE THE DESIGN OF OUR INJECTORS WHILE OPTIMIZING BOTH HYGIENE AND SAFETY

LOWER RISK OF CONTAMINATION AND INFECTION

Our commitment	Our secrets for success	
 <p>Maintain a high level of hygiene for 8 hours¹</p> 	 <p>All in one pre-connected manyFill[®] day-set</p> <ul style="list-style-type: none"> • Closed system: avoid multiple connections • Air and particle filters 	 <p>SecuFill[®] patient line: proven double safety valve²</p> 

LOWER RISK OF EXTRAVASATION AND AIR INJECTION

Our commitment	Our secrets for success		
 <p>Minimize these problems thanks to specifically-designed technical specifications</p>	 <p>Patency Check[®]: saline injection to confirm fluid pathway prior to injection</p>	 <p>Tilt enable: prevents injection until the correct enabling sequence has been completed</p>	 <p>Newly designed software: for a safer multipatient process</p>

1. Refer to manyfill instructions for use
2. Vermeulen C, Noury B & Al. - Microbial Safety Assessment of a Double Check-Valve Patient Line in a Multi-use Contrast Delivery System - Radiol Technol. 2015 Nov-Dec;87(2):139-49






FOR THE USER

SAFETY

OPTIMAL CONTRAST ENHANCEMENT

Our commitment	Our secrets for success	
 <p>Extend your image acquisition window and ensure diagnosis accuracy with a more suitable iodine dose</p>	 <p>OptiBolus^{®3}: provides uniform contrast enhancement, extends the image acquisition window</p>	 <p>Timing Bolus[®]: test injection to confirm the protocol</p>
 <p>Improve the accuracy of your protocol and synchronize the injection with the scanner</p>	 <p>Simultaneous injection: dual injection of contrast media and saline</p>	 <p>CAN interfacing, for accurate acquisition</p>

COMPLIANT PROCESS

Our commitment	Our secrets for success	
 <p>Maintain safe and compliant use</p>	 <p>Certified syringes & manyFill[®] day-set: designed, tested and approved to meet the highest Guerbet quality standards</p>	 <p>Countdown timer: alerts the user of compliancy with hygiene regulations</p>

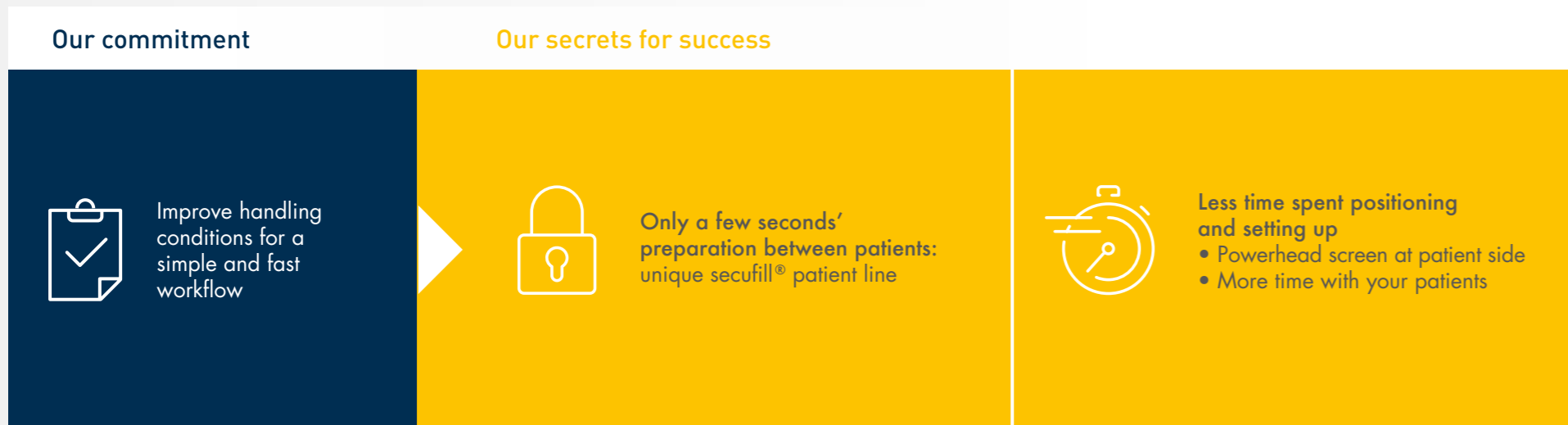
3. May be subject to an additional fee. Can differ from country to country. For more information please contact your local Guerbet representative
 Navin P, Murray AM & Al. Shapedbolus protocol reduces contrast medium volume in abdominal CT while maintaining image quality Clinical Radiology 2017 Mar;72(3):265.e1265.e5



Contrast media injectors have been used successfully for decades worldwide. Scans are becoming faster and more complex, they involve more workflows and greater workloads, generating a need for **intuitive and ergonomic devices to improve comfort and performance** for radiologists and their patients.

EFFICIENCY

OPTIMIZED WORKFLOW: ENSURE A GOOD PATIENT FLOW



OUR SMART TECHNOLOGIES ARE DESIGNED TO IMPROVE PRODUCTIVITY BY STREAMLINING USER WORKFLOW IN ORDER TO SAVE TIME AND FOR STRESS-FREE USE





EFFICIENCY

IMPROVED WORKLOAD:
ENSURE GREATER COMFORT

Our commitment



Simplify processes with automatic operations and a specific design

Our secrets for success



All-in-one pre-connected manyFill® day-set: increases safety, simplicity and optimizes workload



Automatic purge: prevent massive air injection with a single press of a button



Automatic filling: fill both sides simultaneously



Color-coding: quickly identify contrast and saline sides as well as connections

ENSURE A BETTER FLEXIBILITY

Our commitment



To be effective for both multiple-patient and single-patient procedures

Our secrets for success



Two different modes
• Increase the number of interventions
• Meet needs during day and night shifts



Complete manyFill® day-set range designed, tested and approved to meet the highest Guerbet quality standards



COMPLETE INJECTION MANAGEMENT SOFTWARE SOLUTION

Our commitment



Offer a contrast media injection management software solution tailored to your needs

Save you administration time while ensuring full and automatic traceability of patient and contrast injection data

Our secrets for success



Unique connectivity with information systems used in radiology⁴

Such as the HIS, RIS, PACS and EMR



Collection, archiving, review, analysis and sharing of injection data

- Including all information relating to injections during medical imaging examinations, which may be combined
- Including data on contrast products, adverse events, injector activity, information on estimated glomerular filtration rate (eGFR) and other risk factors
- Available in 14 languages



Contrast&Care⁵

TOP SERVICES AND SUPPORT SYSTEMS FOR TOP-TIER CLINICIANS

Our commitment



Increase added value thanks to a dedicated team and a full package of services

Our secrets for success



Our inhouse team of qualified experienced engineers, ready to respond to your needs



Useful services throughout the lifetime of your OptiVantage[®]

- Installation
- Preventive maintenance
- Regular updates
- Quick onsite intervention: maintenance, service, repair
- Replacement unit
- Only guaranteed and original manufacturer spare parts



OptiProtect⁶
QUICK SERVICE + SUPPORT

COMMITTED TO YOUR SOLUTIONS

Since contrast media injectors play a critical role in imaging and in your daily practice, we aim to improve traceability and automation with **new integrated digital solutions**.

We also want to keep our injectors as efficient as possible. We therefore provide a year-round **dedicated service team** to test performance using specific tools and software, ensure the system is accurate and confirm the equipment is operating per specifications and according to your requirements.

THESE ARE
OUR PRIORITIES
THEY ARE
OF CRUCIAL
IMPORTANCE!

⁴. Refer to Contrast&Care instructions for use

^{5,6}. May be subject to an additional fee. Can differ from country to country. For more information please contact your local Guerbet representative

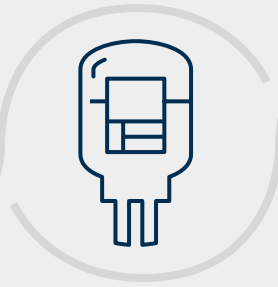
Driven by its commitment to advance radiology today and tomorrow, Guerbet Diagnostic Imaging has designed a portfolio of interconnected contrast imaging solutions to enhance your decision-making at each point of the patient journey from diagnosis, to treatment, to follow-up, so you can focus on what matters most, efficiently improving patient outcomes.

**HIGH QUALITY
CONTRAST MEDIA**



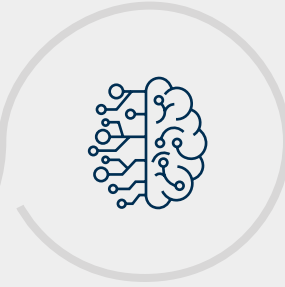
For enhanced clinical
decision-making

**SMART INJECTION
SOLUTIONS**



For safe and efficient
injections

**INNOVATIVE
DIGITAL SOLUTIONS**



For heightened patient
safety and productivity

www.guerbet.com

OptiVantage® injector is a medical device (Class: II b, CE0123) intended for use by medical imaging and diagnostic health professionals, for injecting radiopaque contrast media and saline into a patient's vascular system during CT examinations. OptiBolus® is a bolus shaping software that provides uniform contrast enhancement and extends image acquisition window for dynamic scanning procedures.

OptiVantage® disposables are medical devices (Class: II a, CE0123).

Notified Body: TUV SUD Product Service GmbH. Manufacturer: Liebel-Flarsheim Company LLC, 2111 East Galbraith Road, Cincinnati, OH 45237, USA.

secufill®: single use patient line with double valve for CT & MRI (Class II a medical devices, CE0459).

manyfill®: multi-use filling/injection set for CT (Class II a medical devices, CE0459).

Contrast&Care®: medical device (Class I, CE).

Notified Body: LNE G-Med. Manufacturer: Medex, 240 Allée Jacques Monod, 69800 Saint-Priest, France.

For complete information about precautions and optimal usage conditions for these medical devices, we recommend consulting the instructions notices/user's manuals.

Ensure that injection from multi dose containers and to more than one patient respects the valid rules of good practice and the marketing authorization (MA) of the contrast agent and local regulatory requirements.

The multiple use of manyfill® disposables is intended for multi patients markets. Use a new secufill® patient line for each patient. OptiVantage®, OptiBolus®, Patency Check®, Timing Bolus®, OptiProtect™, LF™, Contrast&Care®, secufill®, manyfill® are trademarks of Guerbet.

Patents pending and issued patents. © Copyright 2019 Guerbet - All rights reserved. Document creation date: January 2019.

P18 128 OPV.

