

JOBST® Ready-to-Wear Lower Limb Compression Garment

Prescription request



TO ORDER PLEASE EMAIL: info@hc21.ie



I consent to all personal data contained on this prescription form being shared with Healthcare 21 & Essity/ BSN Medical for the purpose of supply and delivery of this product. If applicable, I also consent to certain special categories of personal data, including but not limited to, my medical card number and relevant medical information being shared with HSE for funding purposes.





Signature: _____

Date: _____ Purchase Order No.: _____ Patient Name: _____

Measured By: _____ Tel: _____ Email: _____

Delivery Address: _____ Invoice Address: _____

Garments Options

Description	Available options							Colour
	 Knee high	 Thigh high with options of silicone top bands	 Tights	 Open toe	CCL 1	CCL 2	CCL 3	
JOBST® UltraSheer Outstanding sheerness for an elegant and stylish appearance	✓	✓	✓	✓	✓	✓	✓	Natural, Caramel*, Bronze*, Espresso* Anthracite, Black
JOBST® Opaque Comfortable and soft	✓	✓	✓	✓	✓	✓	✓	Natural, Caramel, Bronze, Navy, Black
JOBST® forMen Ambition Timeless ribbed design, indistinguishable from a man's dress sock	✓				✓	✓		Black, Dark grey, Brown, Navy, Khaki
JOBST® forMen Explore Higher cotton content, indistinguishable from a sock	✓				✓	✓		Black, Dark grey, Navy, Khaki

All available on Drug Tariff.

*closed toe only

Please use instructions and measurement charts on the reverse of this sheet to select size.

Please ask your patient to present this form to their prescriber to obtain the hosiery on prescription.

Date: _____ Clinic name: _____
Contact number: _____ Measured by: _____

Please tick or write as appropriate:

Brand: JOBST® UltraSheer JOBST® Opaque
 JOBST® forMen Ambition JOBST® forMen Explore

Style: Knee high Thigh high Tights

Colour: _____

Top band option for thigh high: Sensitive Dotted Lace

Toe option: Open toe Closed toe NB JOBST® forMen is always closed toe and below knee

Size: _____

Length: _____

Compression class: _____

I would like to request JOBST® brand / style / colour / toe option / size / length / compression class

Code: -

Quantity Required:

Repeat prescription required every months

JOBST® Ready-to-Wear Measuring Information

How to use the measuring chart

Step 1
Measure the points on the diagram below and write the measurements in the column provided.

Example:

VI	Measurements
iO-68	46
i9-81	58

Step 2
Look along the row and circle the number ranges that your measurement fits into. This will probably be more than one column.

Example: If cA measurement is 22cm

cG silicone band wide	49-57	53-62	57-67
cG	43-57	45-62	49-67
cF	39-52	41-56	44-60
cE	30-37	33-40	35-43
cD	27-33	29-36	32-39
cC	28-34	30-37	33-40
cb1	23-27	24-29	26-32
cb	18-20	20-22	22-24
cY	26-31	28-33	29-35
cA	17-22	19-24	21-26

Step 3
Use the circling process for the remaining measuring points up the limb.

Example:
cA 22cm
cY 33cm
cB 23cm

point	I	II	III	IV	V
cG silicone band	43-48	45-52	49-56	53-60	56-64
cG silicone band wide	49-57	53-62	57-67	61-72	65-77
cG	43-57	45-62	49-67	53-72	56-77
cF	39-52	41-56	44-60	47-65	50-69
cE	30-37	33-40	35-43	37-45	39-48
cD	27-33	29-36	32-39	34-42	36-45
cC	28-34	30-37	33-40	35-43	37-46
cb1	23-27	24-29	26-32	29-35	31-37
cb	18-20	20-22	22-24	24-26	26-28
cY	26-31	28-33	29-35	31-37	32-38
cA	17-22	19-24	21-26	23-29	25-32

Step 4
At completion, you will see a line of best fit in one column. There is a number at the top of this column, this is your size.

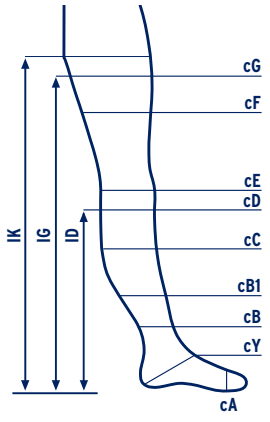
Example:

I	II	III	IV	V	VI	Measure
48	45-52	49-56	53-60	56-64	60-68	
57	53-62	57-67	61-72	65-77	69-81	
57	45-62	49-67	53-72	56-77	60-81	
52	41-56	44-60	47-65	50-69	53-73	
37	33-40	35-43	37-45	39-48	41-51	
33	29-36	32-39	34-42	36-45	38-48	34
34	30-37	33-40	35-43	37-46	39-49	35
27	24-29	26-32	29-35	31-37	33-39	29
20	20-22	22-24	24-26	26-28	28-30	23
31	26-33	28-33	31-37	32-38	33-40	33
22	19-24	21-26	23-29	25-32	27-34	22

Step 5
Take a length measurement, choose the appropriate length measurement under the chart.

JOBST® UltraSheer / JOBST® Opaque

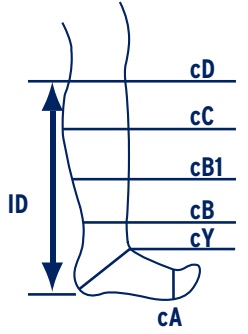
For below knee garments, measurement above cD is not required.



Measurement point	RAL Compression classes 1 (18-21mmHg) and 2 (23-32mmHg)						Measurements
	I	II	III	IV	V	VI	
cG silicone band	43-48	45-52	49-56	53-60	56-64	60-68	
cG silicone band wide	49-57	53-62	57-67	61-72	65-77	69-81	
cG	43-57	45-62	49-67	53-72	56-77	60-81	
cF	39-52	41-56	44-60	47-65	50-69	53-73	
cE	30-37	33-40	35-43	37-45	39-48	41-51	
cD	27-33	29-36	32-39	34-42	36-45	38-48	
cC	28-34	30-37	33-40	35-43	37-46	39-49	
cb1	23-27	24-29	26-32	29-35	31-37	33-39	
cb	18-20	20-22	22-24	24-26	26-28	28-30	
cY	26-31	28-33	29-35	31-37	32-38	33-40	
cA	17-22	19-24	21-26	23-29	25-32	27-34	
Length							

Length measurements in cm:
AD: ID petite 34-39, ID regular 39-45 AG: IG petite 60-69, IG regular 70-80 AT/AG-T: IK petite 65-75, IK regular 75-85

JOBST® forMen Ambition / JOBST® forMen Explore



Measurement point	RAL Compression classes 1 (18-21mmHg) and 2 (23-32mmHg)						Measurements
	1	2	3	4	5	6	
cD	28-34	31-38	34-41	37-46	40-49	42-52	
cC	30-36	32-40	34-43	38-47	40-50	43-53	
cb1	23.5-27.5	26-30.5	28.5-33	31-36.5	33.5-39	35.5-41.5	
cB	18-20	20-22	22-24	24-26	26-28	28-30	
cY	26-31	28-33	29-35	31-37	32-38	33-40	
cA	17-22	19-24	21-26	23-29	25-32	27-34	
Length							

Length measurements in cm: regular 39 - 45cm, long 45 - 51cm

Please note, the most important measurements to take are cB, cC and cD, but taking other measurements is likely to identify the best fitting size. Some patients may fit into more than one size, use clinical judgement to select. If there is no clear line of best fit, this patient may need a made to measure flat-knit garment.

